

# WORLD HANDICAP SYSTEM

The World Handicap System (WHS) will be rolled out in Great Britain & Ireland on 2nd November 2020. From that date your handicap will be based on the average of your best 8 scores from the last 20 rounds. The main features of the system are listed below.

Each week we will send you an email on one of the features of the new system, this week it is **Course and Slope Rating**.

## 1. Course Rating & Slope Rating

Course Rating replaces Standard Scratch (SSS) and represents the score that a scratch golfer is expected to achieve on the course.

Slope Rating is the relative difficulty of a course from a specific set of tees for a bogey golfer compared to a scratch golfer.

## 2. Acceptable Scores

Singles Competition Rounds and Social Scores in Authorised Formats may be submitted for handicap purposes.

## 3. Handicap Index

A measure of a player's demonstrated ability calculated against the Slope Rating of a golf course of standard playing difficulty.

## 4. Course Handicap & Playing Handicap

Course Handicap is the number of handicap strokes a player receives before Handicap Allowances, on a specific course and a specific set of tees.

Playing Handicap is the Course Handicap adjusted for any Handicap Allowances. It represents the actual number of strokes the player gives or receives for the round being played.

## 5. Transition Handicaps

In order to move from CONGU to WHS handicaps, all players' current Handicap Records will be reprocessed using the WHS principles.

## 6. Definitions

The WHS introduces a number of new terms.

## 7. Know the Score

Know the Score is a new educational campaign by England Golf which will provide a summary of WHS.

# COURSE AND SLOPE RATING

**Course Rating** represents the difficulty of a golf course for a **scratch golfer** (0 Handicap Index), calculated to the nearest 0.1.

**Slope Rating** represents the relative difficulty of a course for a **bogey golfer** (a male bogey golfer being a 20 handicapper and lady a 24 handicapper) compared to a **scratch golfer**.

A course with long carries, narrow fairways, lots of hazards and thick rough will have a high slope rating because these features are more of a challenge to bogey golfers.

Slope Rating can be anywhere between 55 and 155. 113 is the neutral value that is used in handicap calculations. The GB&I average Slope Rating is 125. For the ladies red tees Chartridge's **Course** and **Slope Ratings** are 67.7 and 115. The table below shows the course and slope ratings for all tees for the full 18 holes, front 9 and back 9.

**Course & Slope Rating Table**

	<b>Length</b>	<b>18 Holes</b>	<b>Front 9</b>	<b>Back 9</b>
White Tees (Gents)	5361	67.1 / 116	33.2 / 119	33.9 / 113
Yellow Tees (Gents)	5129	66.1 / 113	32.6 / 116	33.5 / 110
Red Tees (Ladies)	4587	67.7 / 115	33.5 / 113	34.2 / 116

Simply right click with your mouse on this link below and you can open the hyperlink with a short video on course and slope ratings, it only takes 2½ minutes to watch!

<https://www.englandgolf.org/wp-content/uploads/2020/07/World-Handicap-System-Slope-Rating.mp4>

Alternatively I have copied below the slides which explain how course and slope ratings are arrived at in more detail.

You can look up the ratings for other courses anywhere in the World on the **USGA course rating & slope database**.

A golfer's handicap for a specific course is determined by multiplying their **Handicap Index** (information to follow in a couple of weeks) by the **Slope Rating of the course/tees** and dividing by the **Neutral Slope Rating of 113**. There will be conversion charts available at each golf club, so the good news is that you won't need to do the calculations yourself !!! The noticeboard in reception shows the conversion charts at Chartridge.

## What is a Course Rating?

- The evaluation of the playing difficulty of a course for scratch golfers under normal course and weather conditions.
- Based on yardage and other obstacles to the extent that they affect the scoring difficulty for the scratch golfer.
- Expressed as the number of strokes expected taken to one decimal place.



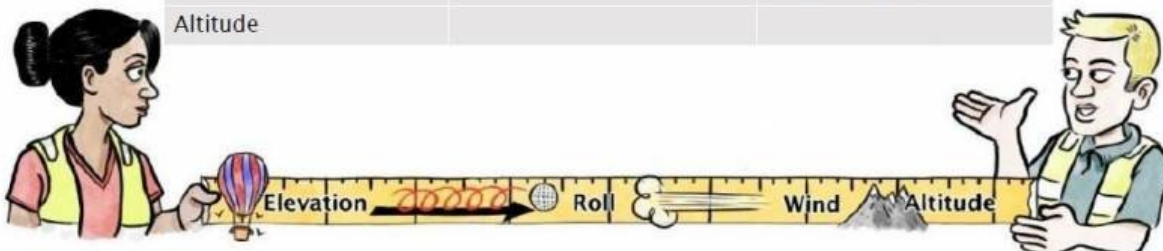
## What is a Bogey Rating?

- The evaluation of the playing difficulty of a course for bogey golfers under normal course and weather conditions.
- Based on yardage and other obstacles to the extent that they affect the scoring difficulty for the bogey golfer.
- Expressed as the number of strokes expected taken to one decimal place.



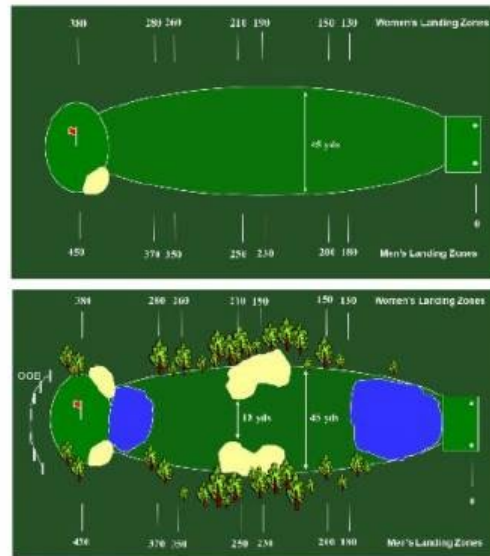
## What is Assessed in a Course Rating?

Length	Obstacles (Difficulty Factors)	
Measured length of hole	Topography	Penalty Areas - Lateral
Roll	Fairway	Penalty Areas - Crossing
Elevation	Green Target	Trees
Doglegs/Forced Lay-ups	Recoverability from Rough	Green Surface
Wind	Bunkers	(Psychological)
Altitude		



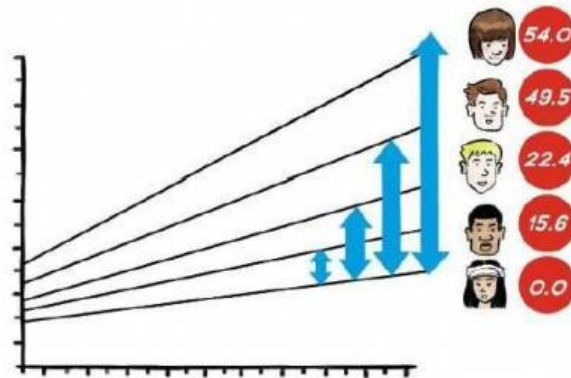
# Foundation of the Rules of Handicapping

- The system enables handicaps to be portable by adjusting a player's handicap according to the relative difficulty of the golf course being played.
- This means that a player's Handicap Index will be converted into the number of strokes needed to play the course 'to handicap'.
- This makes sense, given that the player will likely need a different number of strokes to play these two courses.



## What is a Slope Rating?

- A Slope Rating is the number which indicates the relative playing difficulty of a course for bogey golfers, compared to scratch golfers.
- It is the combination of the Course Rating and the Bogey rating that allows us to calculate the Slope Rating of a set of tees.



## What is a Slope Rating?

It is the difference between the Bogey Rating and the Course Rating multiplied by a constant factor. It is expressed as a whole number from 55 to 155.

A golf course of standard relative playing difficulty has a Slope Rating of 113.

